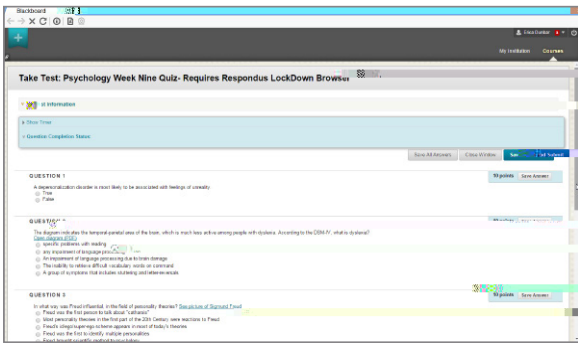


WHAT IS RESPONDUS LOCKDOWN BROWSER?

LockDown Browser is a custom browser that locks down the testing environment in Blackboard Learn. When students use LockDown Browser to take a Blackboard test, they are unable to print, copy, go to other websites, access other applications, or close a test until it is submitted for grading. Tests created for use with LockDown Browser cannot be accessed with standard browsers, either.

LockDown Browser functions much like a standard browser,



A cX] YX'Hcc`VUF - the condensed toolbar includes only Forward, Back, Refresh, and Stop functions.

HYghA cXY - tests are shown full-screen and cannot be minimized, resized, or exited until submitted for grading.

8]gUV`YX`7cbhfc`g - all printing, keystroke combinations, screen grab, function keys, and right-click menus have been disabled.

@b_g - links to other web servers will open in a new, secure window and prevent browsing beyond that page.

6`cWYX: YUH fYgUbX`5dd`JMH]cbg - the Start button (Windows), system tray, and menu bars have been removed.

WHAT IS RESPONDUS MONITOR?

Some institutions additionally license Respondus Monitor, a webcam feature for LockDown Browser that records students during online, non-proctored exams. When this feature is enabled for a test, students are required to use a webcam and microphone with LockDown Browser. After the exam is complete, an instructor can review details of the assessment, even the recorded videos.

BUILDING BLOCK INSTALLATION

The "Respondus LockDown Browser Building Block" must be installed by the Blackboard system administrator. If the system administrator has made the Building Block available for all courses, then the **FYgdcBxi`g`@cW8ck`b`6fck`gYf`tools** will appear under the **7ci`fgY`Hcc`g** section of the **7cbhfc`DUBy`**.

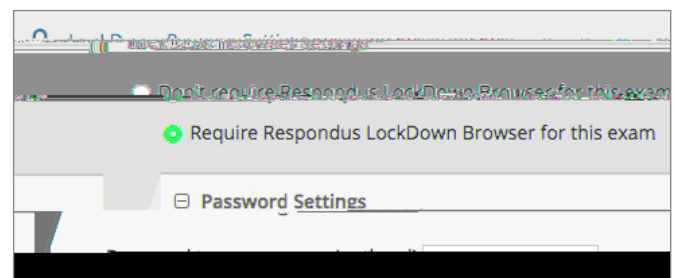
If the Building Block has been installed by the system administrator but it doesn't appear in your course, follow these steps make it available.

% Log into your course and expand the **7cbhfc`DUBy`**.

& Expand the **7i`ghca`JnUH]cb** menu and click Tool Availability.

' Click the Available checkbox beside the **FYgdcBxi`g`@cW8ck`b`6fck`gYf`** row.

(Click **G`Va`Jh**




)" Several 5Xj UbWX'GYh]b[g are available:

HOW THE INTEGRATION WORKS

The LockDown Browser integration relies on the "password" feature for Blackboard tests. This feature is also what prevents a reg/S 030 98venEMC /Span A La 887 LI2ITEMC /Figure AMCI

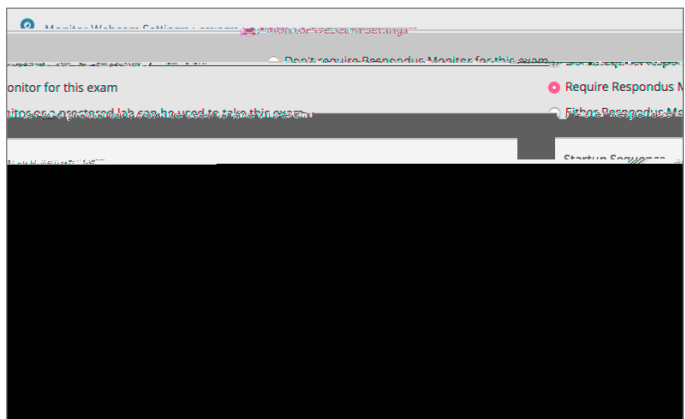
- > the browser until the exam is completed. This is sometimes used in testing centers where a proctor can enter a password to exit an exam early.
- > The second setting will allow students to take the exam with an iPad, using the free LockDown Browser app.
- > The third setting will allow students to access
- > provide students with a calculator or print function in the LockDown Browser toolbar.
- > For additional information, select the [explain] link that follows each setting.

*" Click GJj YUbX 7`cgY to apply settings.



USING RESPONDUS MONITOR (a at)

If your institution licenses Respondus Monitor (the webcam feature for LockDown Browser), additional settings will appear in the LockDown Browser Dashboard. Set the exam so it requires the use of LockDown Browser. Several options are then available for Respondus Monitor. To require all students use a webcam during the exam, select FYei]fY'FYgdcXbXi g'A cb]hcf Zcf h.]gYI Ua .



WHAT IF A STANDARD BROWSER IS USED?

